



सुदाम विद्यालय प्रसारक मंडळ द्वारा संचालित

Matoshri Nanibai Gharphalkar Science College, Babhulgaon

मातोश्री नान्नीबाई घारफळकर विज्ञान महाविद्यालय, बाभुळगांव

Feedback report 2018-2019

Matoshri Nanibai Gharphalkar Science College, Babhulgaon Dist. Yavatmal is working on feedback mechanism in every academic year under IQAC. In 2018-19 we collect feedback in three categories; namely Student's feedback, Teacher's feedback and Alumni feedback

Feedback Committee

SN.	NAME OF TEACHER	POSITION
1.	Dr. A. P. Deshpande	Convener
2.	Prof. Omkar K. Kapse	Member
3.	Prof. Giridhar P. Save	Member
4.	Prof. Megha L. Gupta	Member

Table: 1.4.1 Feedback committee

Summary of statistics of feedback received:

S.N.	Feedback Category	Total numbers of Stakeholder recorded feedback.
1.	Student's feedback	60
2.	Teacher's feedback	15
3.	Alumni feedback	24

Table: 1.4.2 Feedback analysis

MATOSHRI NANIBAI GHARPHALKAR SCIENCE

COLLEGE, BABHULGAON

Student's feedback report 2018-2019

- Total number of students recorded feedback: 60
- Total number of questions: 20
- Feedback type : Offline

S.N.	Nature of question	Opinion of answer in percentage					Scale of opinion
		1	2	3	4	5	
		Below average	Average	Good	Very Good	Excellent	
1.	How do you rate the learning value in terms of knowledge and concept?	00	00	9.80%	60.78%	29.41%	Very Good
2.	How do you rate the syllabus content with respect to clarity and relevance with reading material?	00	00	13.72%	54.90%	31.75%	Very Good
3.	How do you rate the skill development with relevant to curriculum?	00	00	13.72	45.09%	41.17%	Very Good
4.	How do you rate the syllabus of courses that you have studied in relation to its difficulty level?	00	00	11.76%	78.44%	9.80%	Very good
5.	How do you rate the syllabus in the context of time span?	00	00	00	50.98%	49.01%	Very Good
6.	How do you rate the classroom and laboratories?	00	00	29.41%	39.21%	31.37%	Very Good
7.	How do you rate the sport facility?	00	1.96%	5.00%	46.66%	46.66%	Very Good
8.	How do you rate the internet facility?	00	9.80%	7.84%	33.33%	56.86%	Excellent
9.	How do you rate the library facility?	00	6.66%	5.88%	56.86%	31.37%	Excellent
10.	How do you rate your interaction with administration?	00	00	15.00%	41.17%	43.13%	Excellent
11.	How do you rate the	00	00	6.66%	58.82%	35.29%	Very Good

	extra-curricular activities?						
12.	How do you rate the overall rating of institution?	00	00	18.33%	56.86%	25.49%	Very Good
13.	How do you rate the campus of the institution?	00	6.66%	00	78.43%	15.68%	Very Good
14.	How do you rate the time management of teachers?	00	00	00	72.54%	27.45%	Excellent
15.	How do you rate the subject command of the teachers?	00	00	6.66%	64.70%	25.49%	Very Good Very Good
16.	How do you rate the confidence, command on the language and communication of skill?	00	3.33%	00	43.13%	47.05%	Very Good
17.	How do you rate the teaching methods?	00	00	00	49.01%	50.98%	Very Good
18.	How do you rate the class control?	00	5.88%	15.68%	56.86%	21.56%	Very Good
19.	How do you rate the motivation to develop interest in the subject for further studies?	00	00	1.96%	62.74%	35.29%	Very Good
20.	How do you rate the laboratory interaction?	00	00	1.96%	80.39%	17.54%	Very Good
	Average percentage of opinion	00	0.6%	8.8%	56.64%	33.9%	Very Good

Table: 1.4.3 Tabular Analysis of Student's Feedback Response

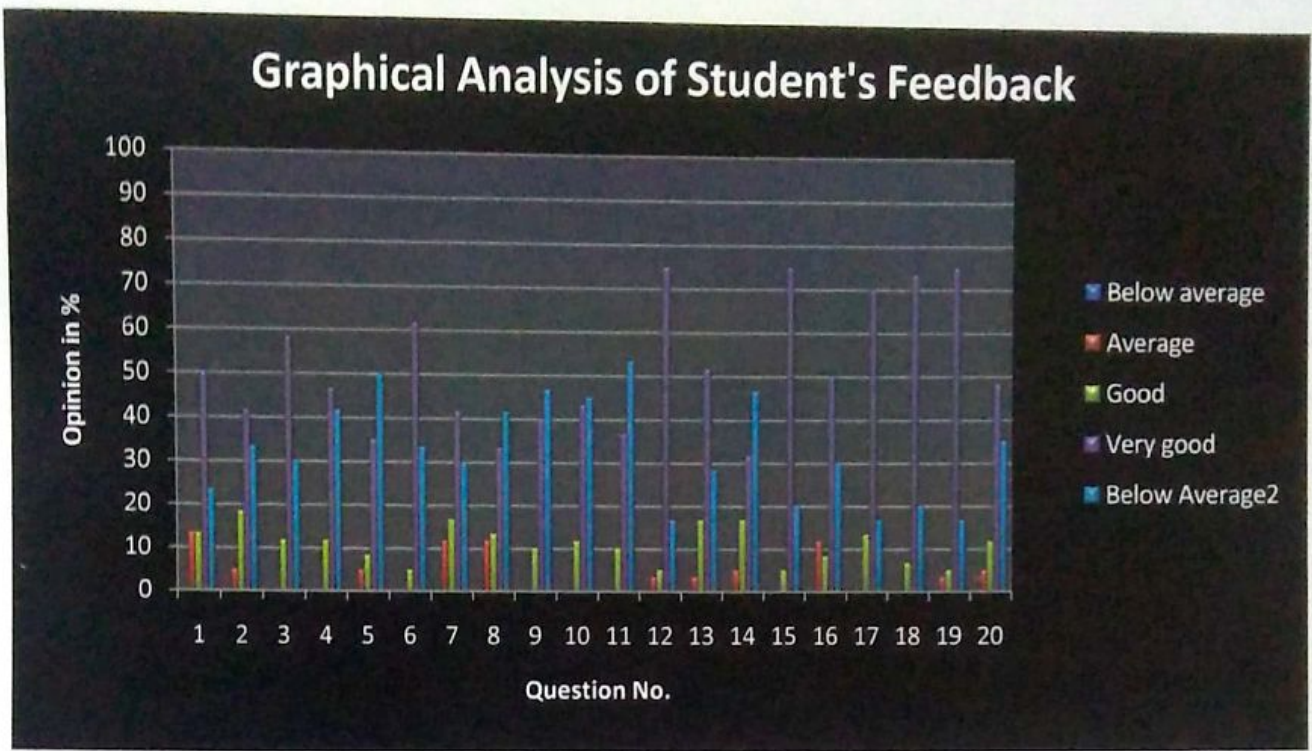



Figure: 1.4.1 Graphical Analysis of Student's Feedback

Analysis Report on the student's Feedback (2018-2019)

The total number of questions was 20. We received 60 students' feedbacks in the year 2018-19. The highest percentage of opinion of students was found to be very good (56.6%) while the lowest percentage of opinion of students was found in average category. (0.6%)


 Principal
 Matoshri Nanibai Gharphalkar
 Science College, Babhulgaon
 Dist. Yavatmal

Teacher's feedback report 2018-2019

- Total number of Teacher's recorded feedback: 15
- Total number of questions: 14
- Feedback Type: Offline

SN.	Nature of Question	Opinion of Answer in Percentage					Scale of Opinion
		1	2	3	4	5	
		Strongly disagree	Disagree	Neutral	Agree	Strongly agree	
1.	Syllabus is suitable to the course	00	00	00	46.66%	53.33%	Agree
2.	Curriculum having good academic flexibility.	00	00	6.66%	6.66%	26.66%	Agree
3.	The books prescribed/listed as reference materials are relevant, updated and appropriate.	00	00	6.66%	66.66%	26.66%	Agree
4.	The syllabus is useful for skill development & development of research attitude among the student.	00	00	20.00%	53.33%	26.66%	Agree
5.	The programme outcome of the syllabus is well defined.	00	00	00	73.73%	26.26%	Agree
6.	Need of review of the syllabus.	00	00%	6.66%	54.54%	40.00%	Agree
7.	The classrooms, labs and furniture facilities are adequate and well maintained.	00	13.33%	00%	66.66%	20.00%	Agree
8.	Supporting infrastructure like Toilet, Drinking Water, Canteen, Parking facilities are available	00	13.33%	6.66%	60.00%	20.00%	Agree
9.	The teachers are encouraged to organize/participate in workshops/conferences/ consultancy services on qualitative themes.	00	00	6.66	73.33%	20.00%	Agree
10.	The administration is sincerely putting efforts and accessible for the development of the institution.	00	00	20.00%	46.66%	33.33%	Agree
11.	The IQAC is working well for promoting quality to achieve excellence in higher education.	00	6.66%	6.66%	60.00%	26.66%	Strongly Agree
	Percentage (%) of opinion	00	2.75%	7.26%	64.79%	29.05%	Strongly agree
12.	Do you think Curriculum enhanced the employability?	Yes	No	Maybe	yes		Yes
		66.66%	26.66%	6.66%			

13.	Do you think sports infrastructure and Staff is effective	Yes	No	Maybe		Yes
		73.33%	13.33%	13.33%	Yes	
	Percentage (%) of opinion	70%	20%	10%	yes	Yes

Table: 1.4.4 Tabular Analysis of Teacher's Feedback Response

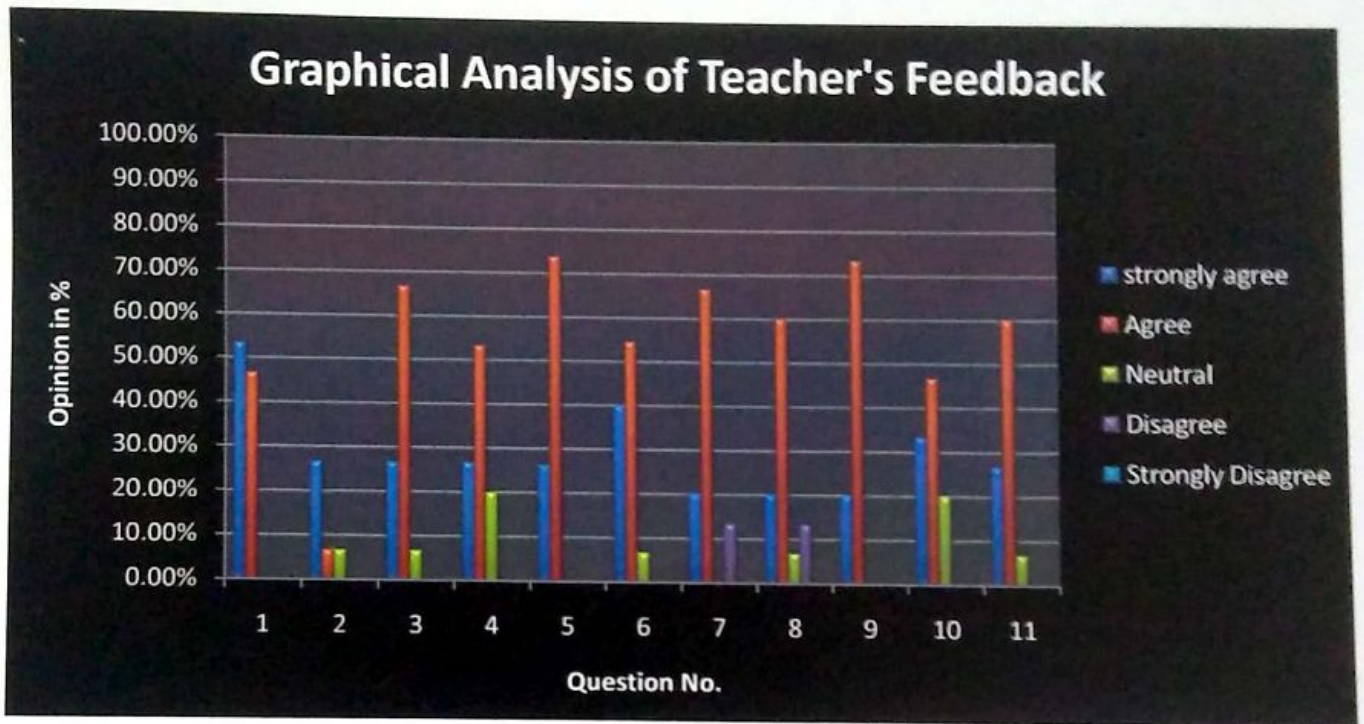


Figure: 1.4.2 Graphical Analysis of Teacher's Feedback (Parameter -1)

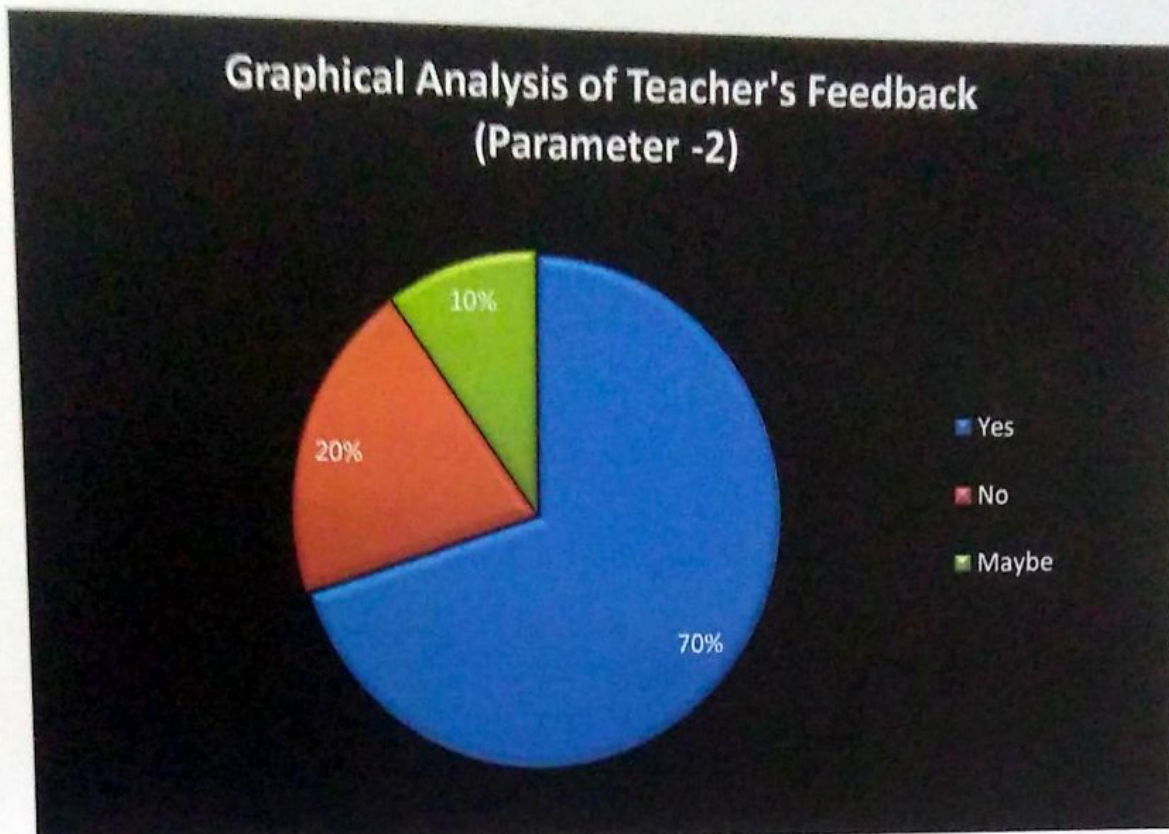


Figure: 1.4.3 Graphical Analysis of Teacher's Feedback (Parameter-2)

Analysis Report on the Teacher's Feedback (2018-20)

The total number of questions was 14. We received 15 feedbacks in the year 2018-19. We select two types of parameters. In parameter first the highest percentage of opinion of teacher's was found to be in category strongly agree (60.74%) while the lowest percentage of opinion was found in category disagree (2.75%)

In parameter second the highest percentage of opinion was found in Yes (70%) category while the while the lowest percentage of opinion was found in category maybe (10%).

- Website address: www.mngsciencecollege.ac.in

Dehrendra

Principal
Matoshri Nanibai Gharphalkar
Science College, Babhulgaon
Dist. Yavatmal

Alumni feedback report 2018-2019

- Total number of Alumni recorded feedback: 24
- Total number of questions: 10
- Feedback Type: Offline

SN.	Nature of Question	Opinion of Answer in Percentage					Scale of Opinion
		1	2	3	4	5	
		Below Average	Average	Good	Very Good	Excellent	
1.	How do you rate the course that you have learnt in the college in relation to your current job/occupation?	0	00	8.33%	33.33%	58.33%	Very good
2.	How do you rate the Infrastructure and Lab facilities	0	00	16.66%	50.00%	33.33%	Very good
3.	How do you rate the Library?	0	8.33%	8.33%	37.5%	45.83%	Excellent
4.	How do you rate the Faculty?	0	00	00	41.66%	58.33%	Excellent
5.	How do you rate the Office Staff	0	8.33%	16.66%	29.16%	45.83%	Very Good
6.	How do you rate the Educational resources?	0	12.5%	8.33%	41.66%	37.5%	Very Good
7.	How do you rate the Admission Procedure?	0	16.66%	20.83%	12.5%	50.00%	Excellent
8.	Overall rating of the college.	0	00	0	29.16%	70.83%	Excellent
9.	In what way have the development activity organized by the college contributed to your overall development.	0	00	4.16%	62.5%	33.33%	Very good
	% of Opinion	0	5.09%	9.25%	37.49%	48.14%	Excellent

Table: 1.4.5 Tabular Analysis of Alumni Feedback Response

Graphical Analysis of Alumini Feedback

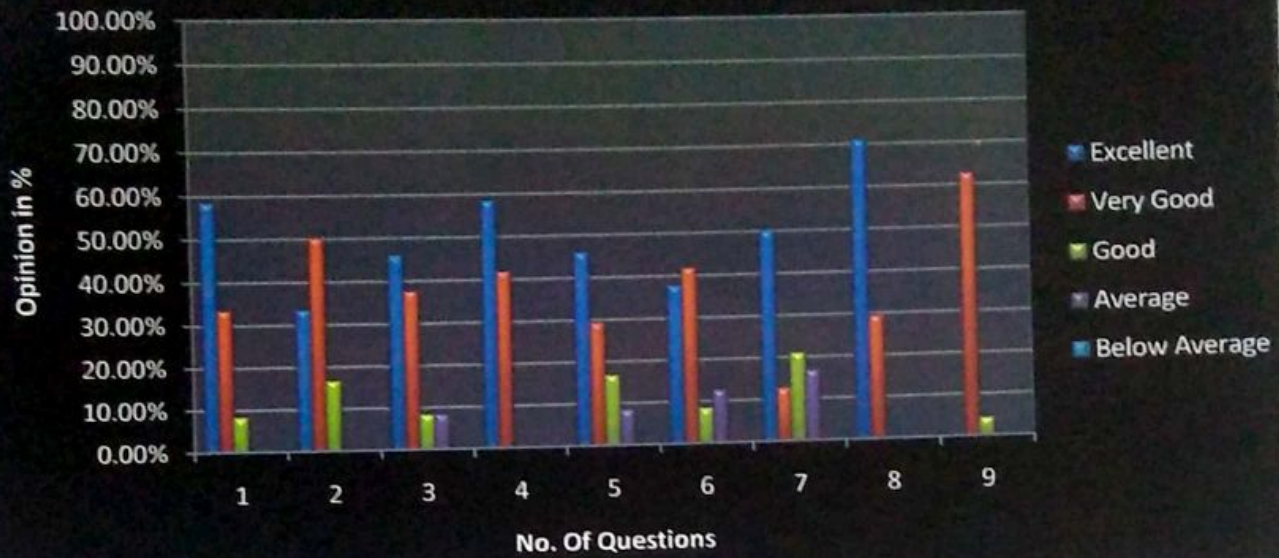


Figure: 1.4.4 Graphical Analysis of Alumini Feedback

Analysis Report on the Alumni Feedback (2018-19)

The total number of questions was 10. We received 15 feedbacks from alumni in the year 2018-19. The highest percentage of opinion of alumni was found to be excellent (48.14%), while the lowest percentage of opinion of alumni was found in below average category. (5.1%)

Website address: www.mngsciencecollege.ac.in

APD. Parole

Principal
Matoshri Nanibai Gharphalkar
Science College, Babhulgaon
Dist. Yavatmal