



मुदम विधान धारक मद्रक दारा संतानित

**Matoshri Nanibai Gharphalkar Science College, Babhulgaon**

मातोश्री नानीबाई धारफळकर विज्ञान महाविद्यालय, बाभुळगांव

## Feedback report 2016-2017

Matoshri Nanibai Gharphalkar Science College, Babhulgaon Dist. Yavatmal is working on feedback mechanism in every academic year under IQAC. In 2016-17 we collect feedback in three categories; namely Student's feedback, Teacher's feedback and Alumni feedback.

### Feedback Committee

SN.	NAME OF TEACHER	POSITION
1.	Dr. A. P. Deshpande	Convener
2.	Prof. Omkar K. Kapse	Member
3.	Dr. M. N. Lokhande	Member
4.	Prof. Giridhar P. Save	Member
5.	Prof. Megha L. Gupta	Member

Table: 1.4.1 Feedback analysis

### Summary of statistics of feedback received:

S.N.	Feedback Category	Total numbers of Stakeholder recorded feedback.
1.	Student's feedback	78
2.	Teacher's feedback	12
3.	Alumni feedback	13

Table: 1.4.2 Feedback analysis



# MATOSHRI NANIBAI GHARPHALKAR SCIENCE

## COLLEGE, BABHULGAON

### Student's feedback report 2016-2017

- Total number of students recorded feedback: 78
- Total number of questions: 20
- Feedback type : Offline

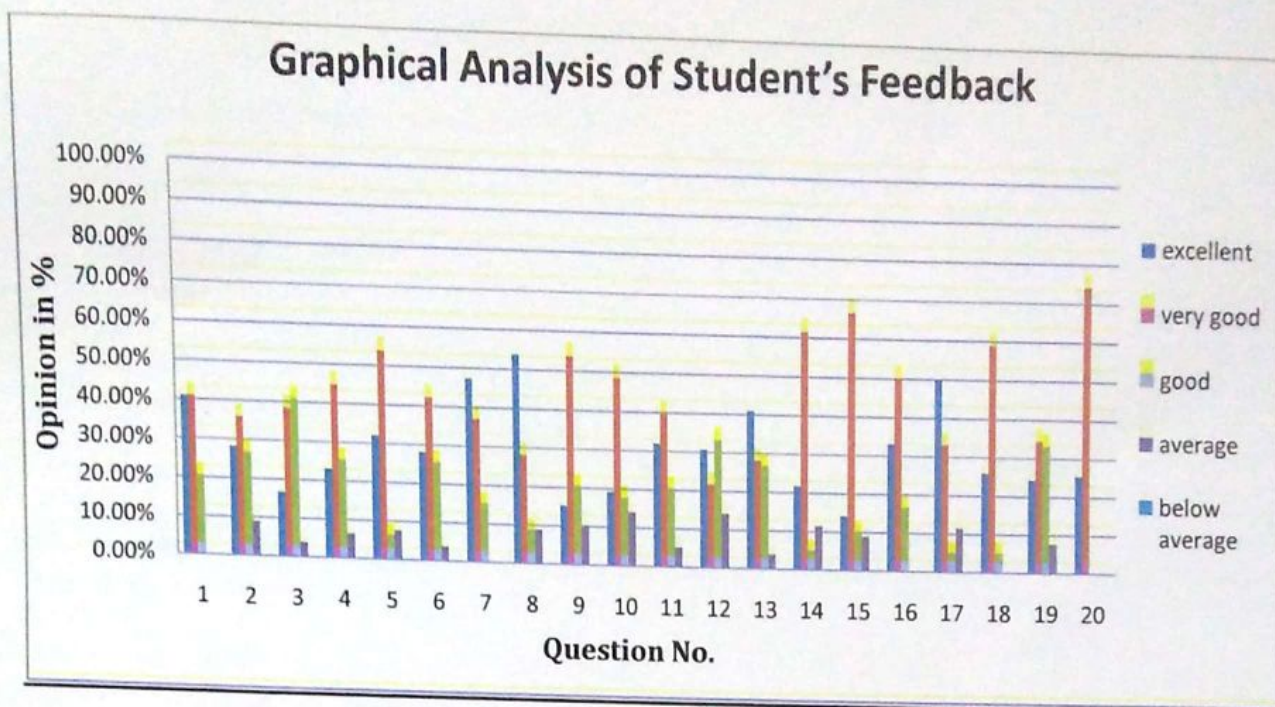
S.N.	Nature of question	Opinion of answer in percentage.					Scale of opinion
		1	2	3	4	5	
		Below average	Average	Good	Very Good	Excellent	
1.	How do you rate the learning value in terms of knowledge and concept?	00	00	20.51%	41.02%	41.02%	Very Good
2.	How do you rate the syllabus content with respect to clarity and relevance with reading material?	00	8.97%	26.92%	35.89%	28.20%	Very Good
3.	How do you rate the skill development with relevant to curriculum?	00	3.84%	41.02%	38.46%	16.66%	Very Good
4.	How do you rate the syllabus of courses that you have studied in relation to its difficulty level?	00	6.41%	25.64%	44.87%	23.07%	Very good
5.	How do you rate the syllabus in the context of time span?	00	7.6%	6.41%	53.84%	32.05%	Very Good
6.	How do you rate the classroom and laboratories?	00	3.84%	25.64%	42.30%	28.20%	Very Good
7.	How do you rate the sport facility?	00	00	15.38%	37.17%	47.43%	Excellent
8.	How do you rate the internet facility?	00	8.97%	8.97%	28.20%	53.84%	Excellent
9.	How do you rate the library facility?	00	10.25%	20.51%	53.84%	15.38%	Very Good
10.	How do you rate your interaction with administration?	00	14.10%	17.84%	48.71%	19.23%	Very good
11.	How do you rate the	00	5.12%	20.51%	39.74%	32.05%	Very Good



	extra-curricular activities?						
12.	How do you rate the overall rating of institution?	00	14.10%	33.33%	21.79%	30.76%	Excellent
13.	How do you rate the campus of the institution?	00	3.84%	26.92%	28.20%	41.02%	Excellent
14.	How do you rate the time management of teachers?	00	11.53%	5.12%	61.53%	21.79%	Very Good
15.	How do you rate the subject command of the teachers?	00	8.97%	10.25%	66.66%	14.10%	Very Good
16.	How do you rate the confidence, command on the language and communication of skill?	00	00	16.66%	50.00%	33.33%	Very Good
17.	How do you rate the teaching methods?	00	11.53%	5.12%	33.33%	50.00%	Excellent
18.	How do you rate the class control?	00	10.02%	5.12%	58.97%	25.89%	Very Good
19.	How do you rate the motivation to develop interest in the subject for further studies?	00	7.69%	33.33%	34.61%	24.35%	Very Good
20.	How do you rate the laboratory interaction?	00	00	00	74.35%	25.64%	Very Good
	<b>Average percentage of opinion</b>	<b>00</b>	<b>6.39%</b>	<b>18.26%</b>	<b>44.62%</b>	<b>30.36%</b>	Very Good

**Table: 1.4.3** Tabular Analysis of Student's Feedback Response





**Figure: 1.4.1** Graphical Analysis of Student's Feedback

#### Analysis Report on the student's Feedback (2016-2017)

The total number of questions was 20. We received 78 feedbacks from students in the year 2016-17. The highest percentage of opinion of student was found to be very good. (44.68%) while the lowest percentage of opinion of students was found in average category. (6.39%)

- **Website address:** [www.mngsciencecollege.ac.in](http://www.mngsciencecollege.ac.in)

*AD Patil*

Principal  
Matoshri Nanibai Gharphalkar  
Science College, Babhulgaon  
Dist. Yavatmal



## Teacher's feedback report 2016-2017

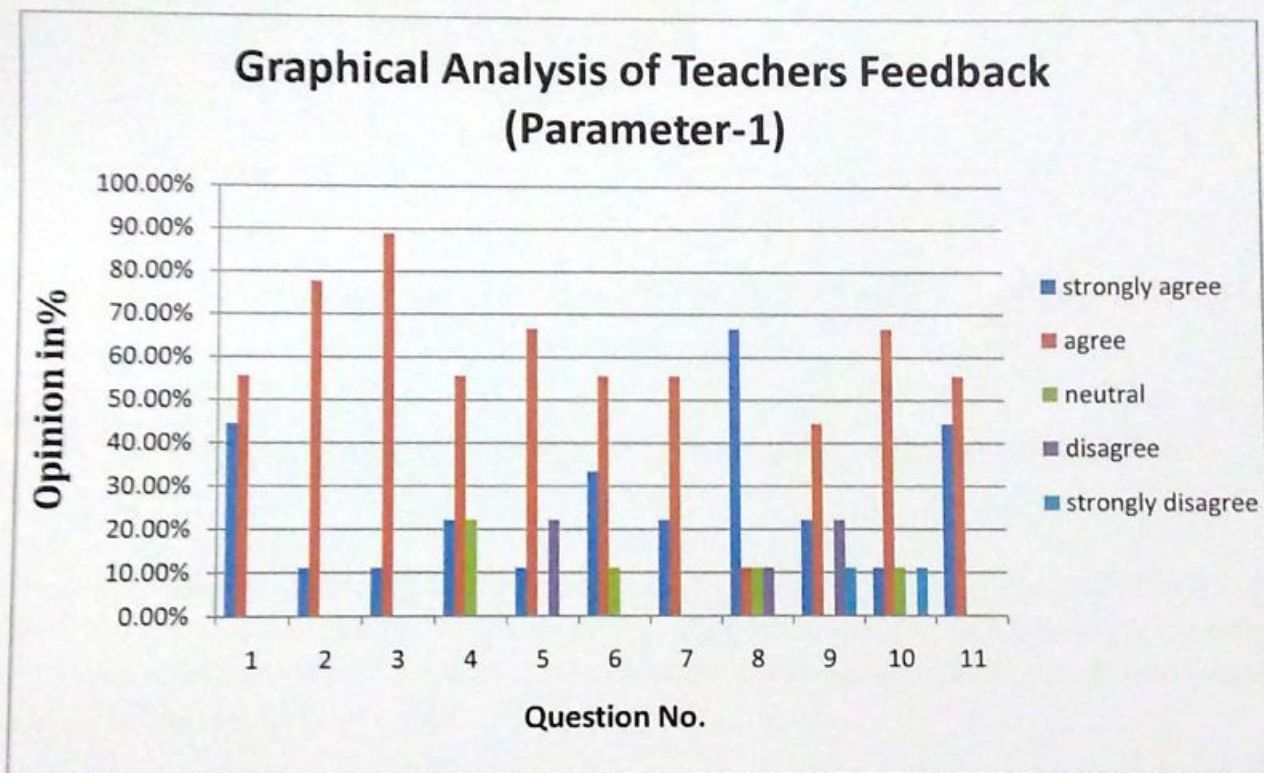
- Total number of Teacher's recorded feedback: 09
- Total number of questions: 14
- Feedback Type: Offline

SN.	Nature of Question	Opinion of Answer in Percentage					Scale of Opinion
		1	2	3	4	5	
		Strongly disagree	Disagree	Neutral	Agree	Strongly agree	
1.	Syllabus is suitable to the course?	00	00	00	55.55%	44.44%	Agree
2.	Curriculum having good academic flexibility.	00	00	11.11	77.77%	11.11%	Agree
3.	The books prescribed/listed as reference materials are relevant, updated and appropriate.	00	00	00	88.88%	11.11%	Agree
4.	The syllabus is useful for skill development & development of research attitude among the student.	00	00	22.22%	55.55%	22.22%	Agree
5.	The programme outcome of the syllabus is well defined.	00	22.22%	00	66.66%	11.11%	Agree
6.	Need of review of the syllabus.	00	00	11.11%	55.55%	33.33%	Agree
7.	The classrooms, labs and furniture facilities are adequate and well maintained.	00	11.11%	11.11%	55.55%	22.22%	Agree
8.	Supporting infrastructure like Toilet, Drinking Water, Canteen, Parking facilities are available	00	11.11%	11.11%	11.11%	66.66%	Strongly Agree
9.	The teachers are encouraged to organize/participate in workshops/conferences/ /consultancy services on qualitative themes.	11.11%	22.22%	00	44.44%	22.22%	Agree
10.	The administration is sincerely putting efforts and accessible for the development of the institution.	11.11%	00	11.11%	66.66%	11.11%	Agree
11.	The IQAC is working well for promoting quality to achieve excellence in higher education.	00	00	00	55.55%	44.44%	Agree
	<b>Percentage (%) of opinion</b>	<b>2.02%</b>	<b>6.06%</b>	<b>7.07%</b>	<b>57.57%</b>	<b>27.27%</b>	Agree
12.	Do you think Curriculum enhanced the employability?	Yes	No	Maybe			Yes
		66.66%	11.11%	22.22%			



13.	Do you think sports infrastructure and Staff is effective	Yes	No	Maybe		Yes
		66.66%	11.11%	22.22%		
14.	Do you think ports infrastructure and staff is effective?	Yes	No	Maybe		Yes
		55.55%	22.22%	22.22%		
Percentage (%) of opinion		62.95%	14.81%	22.22%		Yes

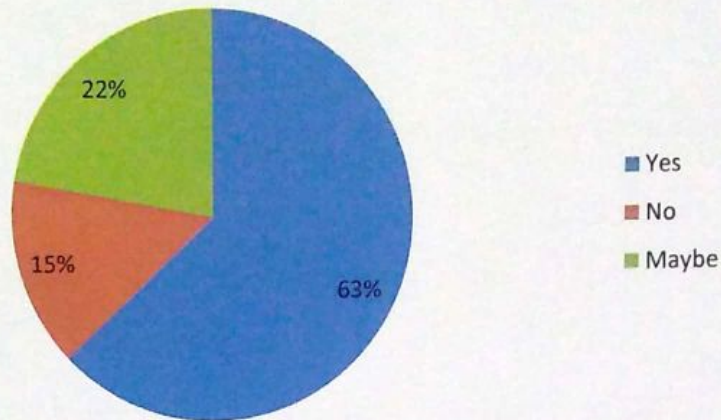
**Table: 1.4.4** Tabular Analysis of Teacher's Feedback Response



**Figure: 1.4.2** Graphical Analysis of Teacher's Feedback (Parameter -1)



### Graphical Analysis of Teachers Feedback Parameter-2



**Figure: 1.4.3** Graphical Analysis of Teacher's Feedback (Parameter -2)

### Analysis Report on the Teacher's Feedback (2016-17)

The total number of questions was 14. We received 9 feedbacks from in the year 2016-17. We select two types of parameters. In parameter first the highest percentage of opinion of teacher's was found to be in category agree (57.5%) while the lowest percentage of opinion was found in strongly disagree category (2.1%)

In parameter second the highest percentage of opinion was found in Yes (63.25%) category while the lowest percentage of opinion was found in category maybe (14.81%).

Principal  
Matoshri Nanibai Gharphalkar  
Science College, Babhulgaon  
Dist. Yavatmal



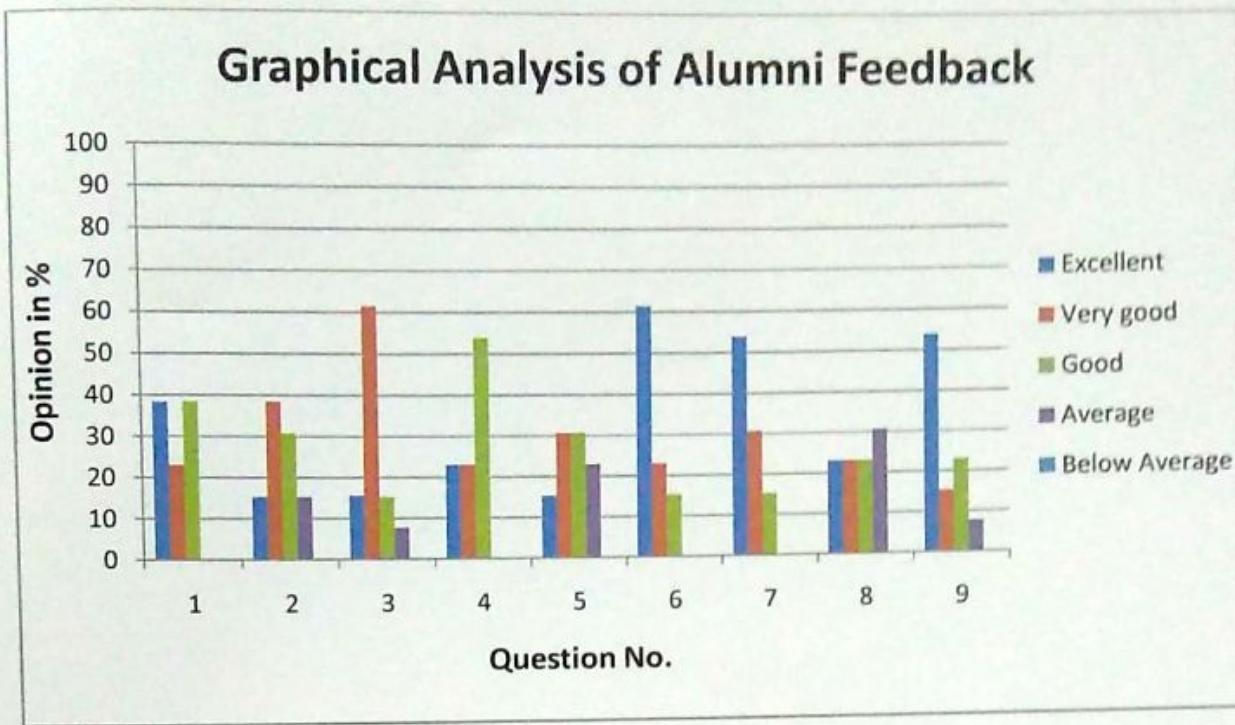
## Alumni feedback report 2016-2017

- Total number of Alumni recorded feedback: 13
- Total number of questions: 10
- Feedback Type: Offline

SN.	Nature of Question	Opinion of Answer in Percentage					Scale of Opinion
		1	2	3	4	5	
		Below Average	Average	Good	Very Good	Excellent	
1.	How do you rate the course that you have learnt in the college in relation to your current job/occupation?	00	00	38.46%	23.07%	38.46%	Excellent
2.	How do you rate the Infrastructure and Lab facilities	00	15.38	30.76%	38.46%	15.38%	Very Good
3.	How do you rate the Library?	00	7.69%	15.38%	61.53%	15.38%	Very Good
4.	How do you rate the Faculty?	00	00	53.84%	23.07%	23.07%	Very Good
5.	How do you rate the Office Staff	00	23.07	30.76%	30.76%	15.38%	Very Good
6.	How do you rate the Educational resources?	00	00	15.38%	23.07%	61.53%	Excellent
7.	How do you rate the Admission Procedure?	00	00	15.38%	30.76%	53.84%	Excellent
8.	Overall rating of the college.	00	30.76	23.07%	23.07%	23.07%	Excellent
9.	In what way have the development activity organized by the college contributed to your overall development.	00	7.69%	23.07%	15.38%	53.84%	Excellent
	<b>% of Opinion</b>	<b>00</b>	<b>9.39%</b>	<b>27.34%</b>	<b>29.90%</b>	<b>33.32%</b>	<b>Excellent</b>

**Table: 1.4.5** Tabular Analysis of Alumni Feedback Response





**Figure: 1.4.4** Graphical Analysis of Alumni Feedback

### Analysis Report on the Alumni Feedback (2016-17)

The total number of questions was 10. We received 13 feedbacks from alumni in the year 2016-17. The highest percentage of opinion of alumni was found to be excellent (33.22 %) while the lowest percentage of opinion of alumni was found in average category (9.39%).

*D. D. Dabpande*

Principal  
Matoshri Nanibai Gharphalkar  
Science College, Babhulgaon  
Dist. Yavatmal